



## Monday 14th November 2022

Dear parents,

With the poignant reflections of Armistice day and Remembrance Sunday; I thought it was fitting that our school laid a wreath at the village's war memorial at 1100 on Friday - many thanks to Calum, Morvy and Summer for representing our school within our community and remembering the 'fallen' from St Levan.

This week, I'm sure you are all looking forward to your parent consultations, they are always filled with smiles and examples of fantastic work our children have achieved every day - thank you for signing up to either the remote or face-to-face appointments. Sandwiched in between on Wednesday afternoon, the Puffins are off to the Minack Theatre, to participate in their Shakespeare performance.

We are also beginning to look ahead to Christmas and all its festivities with the school's Christmas Happening (Christmas Market) being held on Saturday 3<sup>rd</sup> of December so please save the date!

Thanks again for your continuing support,

Mr Mark Francis - Head Teacher



## DATES FOR THE DIARY

### **Tuesday 15th November**

- Year 3 & 4 Swimming
- Parent Consultations

### **Wednesday 16th November**

- Puffins Class - Shakespeare Festival

### **Thursday 17th November**

- Parent Consultations

### **Friday 18th November**

- Children in Need
- Little Levans session 1.30pm - 2.45pm

### **Tuesday 22nd November**

- Year 3 & 4 Swimming

### **Wednesday 23rd November**

Nasal Flu Vaccinations (for those who have consented)

### **Friday 2nd December**

- Little Levans session 1.30pm - 2.45pm

### **Saturday 3rd December**

- Christmas Happening, 11.00am-3.00pm

### **Monday 5th December**

- Treasure Island, Hall for Cornwall

### **Tuesday 6th December**

- Year 3 & 4 Swimming

### **Thursday 8th December**

Christmas Jumper Day (raising money for Save The Children)

### **Tuesday 13th December**

- Year 3 & 4 Swimming

### **Wednesday 14th December**

- Christmas Lunch

### **Thursday 15th December**

- Christmas Production, Acorn Theatre (info to follow)

### **Friday 16th December**

- Last day of Autumn term 1.30pm finish



**Save the  
Children**



## Shining Stars of the Week

### **Miss Ferguson's Star of the Week**

**Kristupas** - For showing such joy and enthusiasm for learning. It's so wonderful to have you back!

### **Miss Finch's Stars of the Week**

**Martha** - For being a fabulously supportive friend and helping your peers to achieve their best! .

### **Miss Trenoweth's Star of the Week**

**Lailani** - For always giving 1000% in everything that you do!



# JOIN THE (MATHS WEEK) ADVENTURE!

14TH - 18TH NOVEMBER 2022

## Maths Week England!

Maths Week England runs this week and (as well as all the other exciting things going on this week!), we will be taking part in a great number of mathematical challenges!

Puffins are attending a live webinar with Cambridge university today tackling some of the leader's favourite Maths problems, we have daily puzzles to solve and video problems to try! Tuesday's puzzle is attached here to try at home if you would like to!

### TUESDAY PUZZLE



It is 60 miles from Anna's house to Britney's house. Anna goes to visit Britney. After travelling  $\frac{4}{5}$  of the total route, Anna passes Chris's house and after travelling  $\frac{5}{6}$  of the total route, Anna also passes Dilshan's house.



How far is Dilshan's house from Chris's house?

Our older pupils will also be taking part in the Primary Maths Challenge which comprises 25 questions that become progressively more challenging with a chance to move through to subsequent trickier papers!



# Remembrance Day


At 11:00am we held our two minutes silence.

3 members from Puffins took a wreath from St Levan to the War Memorial at the top of the hill.



We read the poem *In Flanders Fields* by John McCrae and thought about who the speaker was and how terrifying war must be for soldiers. We reflected on the line, 'short days ago, we lived, felt dawn, saw sunset glow, loved and were loved.' And thought about those left behind.






We made poppies in DT, sewing the petals together and adding a button to the centre.





# The Federal Department of Odds and Ends!

As part of our writing based on the book *The Lost Thing* by Shaun Tan, Puffins have written some super adverts for the Federal Department of Odds and Ends (a fictional department from this fictional world). They performed these complete with snappy jingles and engaging actions!





Do you have a strange <sup>thing</sup> "pet" that is interrupting your  
life but you just can't get rid of it because you  
like it? it's lost, or stranded & or loves you? Have  
no fear! We have a pigeon hole to stick it in! Just  
call The Federal Department... of odds and ends!  
Superb





We made a harvest loaf! Having learned about different ways of celebrating harvest around the world in RE, we decided to make our own traditional harvest loaf. We carefully measured out the ingredients, mixed them together to make a dough and then took turns kneading. It was hard work! We then worked in teams to mould the dough into different shapes (including a mouse!), rolling, pinching, plaiting and cutting the dough with different tools to achieve this. I think we all agreed that our favourite part was eating it! Yum!



# Make a harvest loaf

This ornate harvest loaf can be made to be eaten, or to be kept as a harvest decoration. We had so much fun making it in school, lots of people requested the recipe so here it is!

## Ingredients

- 500g white bread flour
- 1 x 5ml spoon dried yeast
- ½ x 5ml spoon salt
- 300ml warm water
- 1 egg

## Equipment

Weighing scales, measuring jug, measuring spoons, large baking tray.



## Method

1. Line a large baking tray with parchment and pre-heat the oven to 200°C (gas 6).
2. Put the flour, yeast, sugar and salt into a large bowl and blend them together.
3. Stir in the water.
4. Using your hands, gather everything together into a doughy mass.
5. Knead the dough until it feels smooth and pliable.
6. Divide the dough into three pieces.
7. Take one third of the dough and roll it into a rectangle, the size of your baking tray.
8. Cut into a large mushroom shape, place it onto the prepared tray, and brush all over with water. Gather together dough off-cuts and roll them into a ball for use later.
9. Cut the second piece of dough into 30 pieces and roll each out thinly.
10. Lay these onto the 'stalk' of your mushroom shape to make the stalks of the wheatsheaf.
11. Cut the third piece of dough into three pieces, roll each into a long thin cylinder then cut each one into twenty small lengths. These will form the ears of wheat.
12. Working inwards from the outer edge, quickly press the end of each small length onto the round part of the mushroom shape.
13. Using scissors make several snips into the end of each small dough length to create the impression of grains in an ear of wheat.
14. Divide the off-cut dough into three pieces, roll each into a 25cm length and plait them together.
15. Brush the middle of the wheat stalks with water and lay the plait across them to create the impression of string around the sheaf. Use any remaining dough to make a dough mouse.
16. Beat the egg well and brush it all over the dough.
17. Bake immediately for 25 minutes.
18. To keep the sheaf as a decoration, lower the temperature to 130°C and bake for a further 5 hours.
19. To keep this as a decoration for a longer period of time, then brush the dough with varnish.



# 14th Nov – 18th Nov 2022

## WORLD<sup>®</sup> Nursery Rhyme Week



  
**The Big Ship Sails**

  
**1, 2, 3, 4, 5 Once I  
caught a Fish Alive**

  
**Five Little Speckled Frogs**

  
**B.N.C.O**

  
**Twinkle Twinkle Little  
Star**



This week is World Nursery Rhyme Week and we are delighted to be taking part. The initiative, launched in 2013, promotes the importance of nursery rhymes in early childhood development and education with a particular focus on how nursery rhymes boost early language and literacy skills.

We have a number of activities planned throughout the week, themed around each rhyme (see above). We'll also be making up our own versions. If you fancy coming to school dressed as a frog, a star, a dog or pirate to celebrate the rhyme of the day, that would be great!

Singing nursery rhymes is a wonderful activity you can enjoy doing together at home. You can access all of the free resources at home by registering at [www.worldnurseryrhymeweek.com](http://www.worldnurseryrhymeweek.com)

We can't wait to celebrate a wonderful week of rhyming!

## Creative Environment

Creative Environment Club were busy creating mini beasts out of polymer clay last week. The children used their fine motor skills to carefully roll and shape every tiny detail, including spots for ladybirds and wings for bees. Some of the children aim to incorporate these into their meticulously constructed fairy gardens.







# Christmas Happening

Saturday 3rd December  
11am - 3pm

**St. Levan School**

TR19 6HD . 01736 810486  
f friendsofstlevanschoolevents

## Arts & Crafts Fair

Unique Gifts & seasonal delicacies

**Wholesome Home Cooked Lunches**

Mince Pies & midwinter music

**Family Fun** Children's Activities

Storytelling with **John Brolly** @ 1.45

Experience the magical

★ **Winter Wonderland** ★