



# ST LEVAN PRIMARY SCHOOL

## NEWSLETTER



### REVIEW OF SPRING TERM 2019-20

This term Choughs Class looked at 'Cornish Life: How has it changed?' and Puffins Class have been seeking to answer the question "What made the Roman army so successful?" I hope you enjoy finding out their answers.

and 'Till we meet again'.... please remember...  
'Stickability is the Super Secret of Success' (Resilience)  
Many thanks

Sue Smith, Interim Headteacher

### Choughs Class

#### Helston Museum of Cornish Life



Here's a write-up from Martha to tell you all about it.

Dear diary,  
Yesterday, it was the best day ever! We went to Helston Museum.

#### Helston Museum

When we got there, we went in the school room first. It was Victorian. When she did the register, we had to stand up and say our names and I had to say my name first! Then we did the alphabet. It was different because z was like *z*. She checked if our hands were clean! Luckily, mine were clean.

#### Our Picture was taken

When our picture was taken, we weren't allowed to smile. I nearly smiled! We wore white, frilly dresses and bonnet-like hats. The blackboard behind us said, "Thirty days has September, April, June and November. All the rest have thirty-one except February alone with twenty-eight days in total and twenty-nine in a leap year."



### Maths Olympiad at NEXUS


Tonsley, Brooke, Elyssa and Freya took part in a Maths Olympiad challenge day at NEXUS. They did extremely well, representing St Levan brilliantly and came in the top few schools in the team challenge, just a few points separating them from the overall winners!

Well done—we are extremely proud of you!



#### Looking at Objects

After we went in the school-room, we looked at some Victorian household objects. There was an iron, a hot water bottle, a dolly board and lots more. We had to guess what they were!



#### Breeches Buoy

We spotted Henry Trengrouse's breeches buoy. It was much bigger in real life. You would have to be very big to fit in them.

#### Lunchtime

At lunchtime, we were eating our lunch, very peacefully, but then very ironically it started to rain. I said, "Oh no! My lunch!" I went and hid in the slide but I forgot to take my lunch in the slide!

#### Play Park Time

After lunch I played on the swings but they were wet!


-by Martha



## Cornish Language

In February, we were very excited to welcome two enthusiastic Cornish speakers to St Levan. Pol and Joe, from Golden Tree led an assembly with everyone and then spent the afternoon with Choughs Class reading stories, playing outside and, all of it, in Cornish. Meur ras Pol and Joe.

Following this visit, an artist spent a morning with us creating tissue paper animal portraits to display on the Family Treasure Trail. We learnt our Cornish colours, which the animals represented. It was fantastic to see so many St Levan families engaging with this event in Penzance. Everyone had great fun speaking Cornish and enjoying their 'cakey tea'. Thanks Go Cornish!



After lunch, we were introduced to Richard Trevithick. We dressed up, did a treasure hunt, played a board game and had a super historical day learning about these two Cornish heroes. Thank you so much Adrian for such a memorable learning experience.



'We were finding clues on the boxes and, in the boxes, there were stickers we collected and stuck on our sheets.' -Tildy

'Richard Trevithick is famous for inventing the first high pressure steam engine.- Morvy

'Richard Trevithick was a man who wasn't very good at

school but he was good at inventions.' -Flora

'Richard Trevithick invented a steam train and it changed everything.' - Isabelle



## Cornish History Day

Adrian Chapman from 'Blast from the Past' came to visit us back in January. With Choughs, he spent the day in role as two different characters.



'Yesterday a visitor came and it was awesome! Over here, Holly, Alanya and Martha were dressing up as 'Cornish people'. - Saskia



First, we learnt all about Henry Trengrouse and how his rocket apparatus and breeches buoy changed history. We used a tiny model of a wrecked ship and rocket that Adrian brought to recreate the moment of the rocket being launched. After that, we actually launched a rocket across the playground and it went so far, from the school house right over the school gate!



'Henry Trengrouse saved lots of lives with his breeches buoy.' - Sadie

'Henry Trengrouse made a buoy that saved ships.' -Holly

## Home Learning

We had some fabulous examples of model making this term. These four children not only made their models but presented them confidently and proudly to their friends.



Alanya worked with her Dad to create this exquisite engine house model.

Calum made this model engine house, complete with working engine!



Summer told us all about her lovingly-crafted mill.

In the background, you can see Astrid's papier mache chough.



## Dog Walk



Alas, our long anticipated dog walk around Sennen could not go ahead. Instead, we read the story of Shanti in the garden where we had a picnic lunch in

the sunshine and acted out the book using our wonderful school grounds. One of the nursery teddies kindly stood in for 'Shanti'.



## Moorland Art



'I used paint, oil pastels and biro but my favourite medium was oil pastels.' –Tildy

'I like the patterns in the sky and the colours in the gorse and heather flowers. Next time, I would not do dark green splodges.' – Morvy



'I used felt tip. I like the swirly bits. Next time, I will not do orange.' -Calum

## Cornish Pasties

### How to Make a Cornish Pasty

#### Introduction

Do you want to make a pasty to impress your friends? Did you know that everyone can eat pasties now? Well, in the olden days only rich people could eat them.

#### Ingredients

- Cheese
- Onion
- Pastry
- Swede
- Peas
- Carrot
- Potatoes



#### Equipment

- Rolling pin
- Oven
- Baking sheet
- Tray

#### Method

1. First of all, wash your hands but be careful as you might turn it on too fast and it might splash your face.
2. After that, you roll the dough but make sure it is not too thin because the stuffing could fall out.
3. Then you put the stuffing in but don't put too much in because, when you put it in the oven, you will break it.
4. Then you fold the pastry so that it is folded in half and so it looks like a semi-circle.
5. Next you crimp it. This is how you do it: fold, roll, fold, roll until it is done.
6. Next you cook it for approximately 45 minutes and, when it gets golden, take it out.
7. Then, while the pasties are cooking, you could wash your hands.
8. After that, you could take it out of the oven and be careful not to burn yourself. Then you have a delicious pasty!

-by Sorrel



### Walk to the Mill

We went to the mill and it was fun. We drew pictures of the mill. It was 400 years old. It was so fun. Me and Tildy drew some pictures and we did sketching. - Sadie



### St Levan in days gone by

Sophia, who attended St Levan herself not so long ago, visited Choughs at the beginning of March to show us some 1980/90s photographs and talk about how things have changed at the school since she was here. It was a fascinating talk and we all enjoyed seeing the photographs and spotting some familiar faces.



The headteacher used to park his car on the playground!

Puffins classroom had a blackboard and a wooden floor.



The garden was very different in 1983, with each pupil having their own plot for growing plants.

The whole school photo, 1987.



### World Book Day





## Wenna's Wonderful World

Ryan Red and friends joined us in school for an exciting music and art session ahead of our visit to the Minack Theatre.



The next week, we donned our waterproofs and took part in a morning of drama and craft plus a cupcake tea party. Delicious!



## Visit from a Roman Legionary Soldier

We were visited by a Roman Legionary (thank you to Adrian from 'Blast from the Past' for bringing our learning 'alive') who answered many of our questions about what life was like for Roman soldiers, what they had to carry (did you know they had to carry between 30-45kg of equipment?) and about how camps were set out in exactly the same way so soldiers could find their way around in emergencies no matter where they were stationed.



We practised different formations using Roman shields in the playground. The 'Testudo' (meaning tortoise) was one of the hardest to manage. It was really clear when we were bombarded with projectiles (plastic balls simulating heavier, more dangerous items) that the formations were very effective at protecting the soldiers. In some other formations, such as the 'Wedge', we had some trouble keeping together which meant there were sometimes gaps in our ranks – this would have been a disaster for a real Army!





## Roman Tactics

We studied topographical maps carefully to help us understand how the Roman Army were able to win at the battle of Medway in 43 AD by using the height of the land surrounding the Thames. The Romans were adept at choosing locations which offered them significant advantages over the opposition. This, combined with their exceptional organisation, ensured they won many battles.

Here is an extract from a news report as imagined by Amos of the lead up to the event.

### **MEDWAY REPORT** **CHAOTIC INVASION CAUSES PANIC!**

Reported by A.R.

Yesterday at dawn, 16<sup>th</sup> July 43 AD, Roman boats were sighted on the horizon rowing swiftly towards the banks of the river. They are said to be prepared...for anything!

#### Roman Army:

It is well-known that the Roman Army are an elite force of superiority who have won many battles across Europe and have many complex tactics.

Their skilled blacksmiths design a plethora of high-tech weapons which, combined with their magnificent training regimes, sets them up to WIN!

A local blacksmith reported that their weapons are, "Too powerful!"

## Dreams

Dream of them with sleepy sheep.  
Imagine them but do not peep.

Fly with them way up high.  
Ride with them and watch the sky.

Eat them up in your dream.  
Savour them with your team.

Gather them while you sleep.  
Dream of them while you keep...

Imagining them in deep, blue oceans.  
Remember them and your sun lotion.

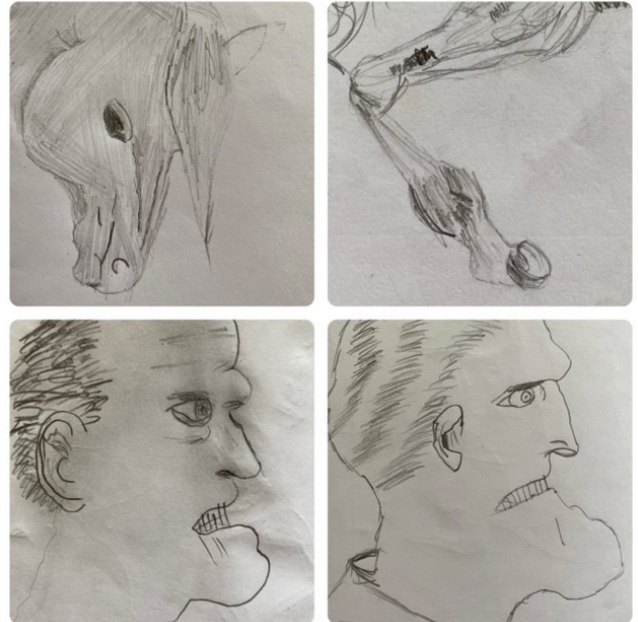
-by Erin



## Leonardo da Vinci

Puffins have been studying the work of Renaissance polymath (his interests included painting, maths, music, engineering, inventions and science to name just a few!) Leonardo da Vinci.

We looked at how he used different hatching to create different textures.



We discussed how he created perspective in his paintings and made viewers with clear backgrounds, middle grounds and foregrounds.



## Stage Sword Fighting Workshop!

We visited the Minack Theatre and tried our hand at stage sword fighting.

Although, stage swords are a different shape to Roman ones (Roman swords were quite short and good for jabbing movements) we still got to experience the level of discipline required to become competent. There is clear etiquette to using the swords which helps keep people safe on stage.

To finish off the workshop, we had the opportunity to choreograph our own stage fight across the whole Minack Stage which was very enjoyable with lots of jumping and many, many sound effects!

Thank you to everyone at the Minack for a brilliant afternoon!!



## Thoughts of a new Roman Auxiliary

We thought about what it might have felt like for someone joining the Roman Army as an auxiliary. They would have joined for 25 years leaving their family for all this time! If they lived to retirement however, they would have been given Roman citizenship which was very desirable. We felt this would have led to some hugely conflicting emotions.

Here are extracts by Will and Rufus.

Dear Diary,

Today I do not know if I have done something good or bad. I told my beloved dad that I am going to join the Roman Army. Father tried to disguise his emotions but as I turned to my bedroom, I heard him weeping as he climbed the creaking stairs. I whispered to him, "I am so sorry."

Dear Diary,

The deed is done. I have enlisted. The coins lie heavily in my palm as I write this. Well, the next 25 years are planned out... I pray to the god Mars that he will keep my soul alive...

## Science Week

We made plastic from vinegar and milk! It is very interesting to watch the vinegar combine with the milk to form casein but it did make the whole room smell of vinegar...



We made our own Cartesian divers. When you squeeze the bottle, the diver sinks.

It happens because there is an air bubble inside the diver and when you squish the bottle, the air in the bubble is compressed so it sinks! - Nathan

Using 'pretend germs' and UV light, we checked our hand washing technique is effective. We've learnt that wrists and fingernails are what we miss out most so we're trying hard to make sure we include them in our routine.

